



Summer 2010

# The Fa<sup>c</sup>t Quarter

## 2010 Raffle Quilts Are Stunning!

This year's raffle quilts are absolutely gorgeous! You'll want to make sure to get your tickets early, available from Victoria's Quilts Canada members, kiosks, or by contacting us by phone (613) 843-9212 or by e-mail: [betty@victoriasquiltsCanada.com](mailto:betty@victoriasquiltsCanada.com).

All three quilts were donated by Gail Wiebe of Carberry, Manitoba.



**Starry, Starry Night** is a queen-sized quilt covered in stars in yellow, green and lilac, with a stunning purple border. The quilt was machine quilted and bound by Ulana Perovic, a member of Victoria's Quilts Canada. This quilt has been appraised at \$1085.



**Flower Garden** is a lap quilt, about 60" x 60", covered in appliquéd flowers of rose and teal on a gold background, with a blue and pink flowered border. The quilt was machine quilted and bound by Hennie Ross Palmer, a member of Victoria's Quilts Canada. This quilt was appraised at \$700.



**Light of Life** is also a lap quilt, with stunning sunbursts in shades of pinks, blues, lilacs and purples on a black background with a pink border. This quilt was also machine quilted and bound by Hennie Ross Palmer. This quilt was appraised at \$540.

Tickets cost a very reasonable \$2.00 each, or 3 tickets for \$5.00.

The draw will take place on December 4, 2010.

Victoria's Quilts Canada

*Comforting People with Cancer ~ Réconforter les personnes avec le cancer*

## Word from the President - 2009 Annual General Meeting

About 70 people attended the 2009 Annual General Meeting, which was held on Saturday, April 24 at St. Richard's Anglican Church in Ottawa. As in previous years, about half the attendees were from Ottawa, and half from branches in the neighbouring area, including Laurentian, Cobden, Portland, Bolingbroke, Kemptville, Renfrew, Cornwall, and from the newly minted branch in Harrowsmith.

Blanche Dunn, President, spoke about the amazing growth over the past while, and outlined a number of activities that have been undertaken to increase production and raise additional funds. The following report, which provides some of the details, has been reprinted from the 2009 Annual Report\*.

### President's Report

It is with pleasure that I write this President's Report completing my second year as President for Victoria's Quilts Canada. It has been a wonderful year of amazing growth, great challenges and new surprises in funding and programming.

It is hard to believe that just two short years ago we were celebrating our 10,000<sup>th</sup> quilt and soon we will give away our 20,000<sup>th</sup> quilt in 2010.

The continued strong support of our quilters as well as our administrative volunteers have made it possible to meet these challenges head on and enable us to find creative solutions to our ever increasing growth.

We have turned to our youth to help us meet these demands with great success. In the past few months we have started two quilt-tying programs in youth facilities as well as our first group in a Nepean high school. These students are not only tying quilts for VQC but they also receive their volunteer hours required to graduate. We are putting a program package together to allow us to approach other schools. This is a win-win scenario for both VQC as well as the students and it is wonderful to see them so interested in volunteering.

A huge thank you goes to all those individuals who continue to support us financially with their donations. Again, we thank Fabricland for their continued support for the past six years. We are pleased to have received a donation from The Canadian Million Dollar Round Table Foundation. We were delighted and surprised to be chosen by Maxwell House Coffee as one of their charities to receive a \$10,000 grant. Watch for us on the back of their coffee can in 2010.

Victoria's Quilts Canada is truly an amazing organization, bringing a gift of love, support and comfort to so many people all across Canada living with cancer. It is our hundreds of wonderful volunteers in our over 20 Branches across Canada as well as our 25 Friends Groups in the National Capital Area that are the heart of VQC.

Thank you again for all you do.  
God Bless.

Respectfully submitted  
Blanche Dunn  
President

\* An electronic copy of the 2009 Annual Report is available by e-mailing [betty@victoriasquiltscanada.com](mailto:betty@victoriasquiltscanada.com)

## Youth Program Reaps Great Rewards

The following provides additional information on the Youth Program mentioned in the President's 2009 Annual Report.

Victoria's Quilts Canada's great success has presented us with new challenges. How do we increase our volunteer base to allow us to meet the ever-increasing number of quilts needed to meet our weekly requests?

Recently Victoria's Quilts Canada established a new program to harness the power of our youth. In the past few months, four new groups of young people are meeting on a continuing basis to tie quilts, preparing them for the final stage of binding the quilt.

The programs have proven to be very successful, reaping significant results. We presently have one group in a high school with 15 students attending as well as three groups in youth facilities. It is wonderful to see these young people enthusiastic and dedicated to this program. In addition to completing these much needed quilts, the students are earning the volunteer hours required to graduate from high school.

Victoria's Quilts Canada volunteers attend the first two sessions to explain who we are and why these quilts are so important to the people receiving them. We demonstrate how to set up the quilt and how to tie them securely. These quilts will receive a great deal of love, will be well used and washed often, making it very important to prepare them correctly. We return the first finished quilt to the group, allowing them to critique their own work. If repairs are required, the group will do them at this time and they are delighted to realize within the week their project will bring comfort to someone with cancer.

In each case, Victoria's Quilts Canada provides the supplies required to run these programs. We ask for one volunteer from the school to prepare the supplies and to supervise the students once the program has been established.

For more information on how you can help establish a similar program at your school or facility, please contact us at (613) 843-9212 or visit our website [www.victoriasquiltscanada.com](http://www.victoriasquiltscanada.com).

### Summer 2010

The Façt Quarter is produced by Victoria's Quilts Canada to provide general information about VQC activities for members of VQC and the interested general public. For more information, contact [betty@victoriasquiltscanada.com](mailto:betty@victoriasquiltscanada.com).

Leaders are asked to share this information with anyone in their groups who may not receive this newsletter by e-mail. And, all recipients are asked to be mindful of whether they really need to print this document. Hug a tree and read this newsletter online!

## Radio-Telethon a Resounding Success!

Thanks to Rabbi Reuven Bulka, of the Congregation Machzikei Hadas in Ottawa, for dedicating his radio program on June 6, 2010 to raise funds for Victoria's Quilts Canada. We are thrilled that more than \$6,000 was raised, which means at least another 175 people will receive quilts they may otherwise not have received. Listeners heard from a number of people about the positive effects that receiving a quilt had on them, and, from an individual who delivers quilts, about the gratifying sense of spirit she has seen among people she has visited.

Victoria's Quilts Canada greatly appreciates Rabbi Bulka's participation in the fundraiser. And we offer a big **Thank You** as well to Steve Madely, **host of CFRA's *The Madely Files*, who co-chaired the telethon.** **As well,** we would like to thank the Congregation Machzikei Hadas in Ottawa for their assistance and for the use of their facility.

Rabbi Bulka's radio program, *Sunday Night with Rabbi Bulka*, airs from 9:00 to 11:00 p.m. on 580 CFRA.

## You Can Help Us Raise Funds!

Rabbi Bulka's radio telethon was a resounding success! But, if you missed it, or even if you didn't, you can help us raise the funds we need to meet the higher demand for our quilts. You are likely aware that much of the cotton fabric for quilt tops is donated; however, we sometimes need to purchase blender or complementary fabrics to augment our cotton inventory. As well, we have to buy the batting and flannelette that is used in our quilts. So fundraising is a very important activity for us. Here's a few ways you can help.

### Tribute Gifts

*Birthdays, Weddings, Graduations, Retirements, Holidays* – celebrate someone's special day by making a tribute gift to VQC. Your honouree will receive a note acknowledging the donation. Or, for a \$5 donation, we can send them an ***In Your Honour Card*** – you can even tell us what to write inside the card.

*In memoriam* – honour a loved one who has passed away.

### Legacy Gift

You can also name Victoria's Quilts Canada as your charity of choice. This is what happened when VQC was named as the Charity of Choice of an individual who received a VQC quilt some five years ago. When the individual passed away this spring, the family informed us that they would be collecting funds for VQC at the funeral. And, much to our surprise, the family matched the funds that were collected, doubling the donation. The family stated it was a very fitting tribute to someone who received great spiritual and physical comfort from the quilt, and they would treasure the quilt always.

### Wedding Favours

Or is there a wedding coming up amongst your family or friends? Sheila E. recently attended a wedding where the bride and groom honoured their guests by making a donation to their preferred charity. Instead of a baggie of mints or other favour, guests received a card, the size of a business card, informing them a charitable donation had been made on their behalf. If you're helping to plan a wedding, VQC would be very pleased to provide you with similar cards for your guests.

### Employee Merit Awards or Matching Gifts

Do you, or someone in your family, work for an organization or company that has a community development fund (such as some banks or oil companies) OR a company that matches employee donations? If so, your donation does double duty! You'll need to find out what your company needs to match your gift, but at the very least, they will need:

### Here's How You Can Help!

Make a Tribute Gift

Make a Legacy Gift

Wedding Favours

Employee Merit Award or  
Community Development Fund

United Way

Canada Helps

Purchase *In Your Honour*  
Cards

Purchase VQC Merchandise

- Our full name: Victoria's Quilts Canada
- Charitable Registration No.: 88036 4815 RR0001
- Our address: 454 – 1568 Merivale Road,  
Ottawa, ON K2G 5Y7

## Hold an Event

Would you like to host an event and raise money for us? Contact us, and we will help you where we can to ensure your event is a great success! Some of the types of events that we can help with are:

- Car wash
- LCBO bottle return
- Bake Sale
- Birthday party donations
- Wedding reception donations

## United Way

Remind your family and friends that they can earmark their donation to Victoria's Quilts Canada. Include our Charitable Registration No. 88036 4815 RR0001 to ensure the funds are deposited to us.

## Safe and Secure Donations are Easy!

And if your family or friends want to use their credit card to make a donation to us, they can do so through Canada Helps. Go to our website, [www.victoriasquiltsCanada.com](http://www.victoriasquiltsCanada.com), click on Donate, and click on the Canada Helps logo to go to their website. This is an easy-to-use, secure site. Last year, the Canada Helps site generated over \$5,000 for us.

## Take Home a Victoria Doll!

And if your friends are on their computer, you might suggest they scroll a bit lower on our Donate Page, where they can purchase exclusive VQC merchandise: the lovely Victoria Doll, The Daffodil Fairy Kit and/or Pattern and the Maple Leaf Block Kit. And we now accept Visa and Mastercard, for those who would like to use a credit card to make their purchase.

## Anne Mallette – Super Employee!

*Anne was recently honoured by her employer with a meritorious award. Here is Anne's experience, as sent in an e-mail to another VQC member.*

*"The reason I asked for the registered charity number is because VQC will be receiving a cheque for \$2,000.00 from my employer. I work for the Royal Canadian Mint who offers a Rewards & Recognition Program for its employees. This year, I was nominated by a colleague of mine for the "Social and Community Involvement Award" for sewing quilts with VQC. I'm honoured...and tickled pink ☺ ...to say that I was chosen as the recipient for 2009. Part of the award is a cheque for \$2K to the charity of my choice.*

*Since I won the award for what I do with Victoria's Quilts Canada, I think it only right that VQC receive the funds. ☺ I'll be giving the required information to another colleague tomorrow, so I think you should be receiving the cheque within the next few weeks."*


*Thank you, Anne*

## Welcome to Three New Branches!

We are pleased to welcome three new branches to the VQC family: Sunshine Coast, which will be based in Sechelt, B.C.; Climax, in Saskatchewan; and Tantramar Branch in Amherst, Nova Scotia.

The Tantramar Branch will be lead by veteran Mary Farrow-Sinclair, who previously was the leader in the Laurentian Branch.

The Sunshine Coast Branch, lead by Judy Dunphy, is in full swing. Part of the group is located in Sechelt with the rest located in Victoria on Vancouver Island. Enthusiastic quilters and members of the Victoria Quilters' Guild responded to the call for volunteers and many donated beautiful fabrics to the group to use. The branch has over 20 members, some working on their own in outlying areas of BC and others working in association with their own guild and sending in finished quilts. They work in small groups for now but hope to have a 'quiltathon' in the future where they can all get together, have fun and help others. As stated by Chris Magel, Branch Secretary, "We are quilters who have quilted for many years and wanted to make a contribution to others who would enjoy our labors." Well said, Chris.



Members of the Sunshine Coast Branch hard at work!

The first VQC branch in Saskatchewan started in Climax in April 2010, with a founding group of five local ladies. Branch co-ordinator Brenda Thaxter says the idea of opening a branch had been "floating around" for a couple of years, but it was time to actually do something about it. "Before this branch was established, we were shipping our donated fabric to a branch in Alberta. It seemed like there was support and interest locally, so we got the ball rolling to begin a Saskatchewan branch," said Brenda.

Climax's first major fundraiser was a Ladies' Dessert Night with more than 100 ladies in attendance. There was a Silent Auction table filled with a variety of donated items. The Guest Speaker for the evening was Audrey Tumbach who writes a column for *The Country Register*, a publication of interest to quilters. The evening ended with a scrumptious dessert of angel food cake with a variety of yummy toppings. "Proceeds for the evening were far above and beyond our expectations, thanks to the generosity and interest in the organization shown by those in attendance. Several kits went home with gals who volunteered to sew the quilt tops and bring them back for quilting. It was a fabulous evening, enjoyed by all!" added Brenda.

Brenda added that keeping ahead of the quilt requests is proving to be a challenge, especially in summer when everyone has interests outside the sewing room. However, more than 20 quilts were distributed

between May 15 and July 30 to cancer patients in Saskatchewan. "We keep receiving requests, so we keep sewing ... cheerfully!"



The "gals" at Climax's first Project Day



Climax's first quilt, designed and made by committee member Rosalee Jarman

We wish you all a very hearty "Welcome to the VQC family!" to our 24<sup>th</sup>, 25<sup>th</sup>, and 26<sup>th</sup> branches.

## Ottawa Quilt-a-Thon 2010

Be sure to mark Saturday, October 16, 2010 on your calendar to attend the 2010 Quilt-a-Thon, which will be held at the Bridlewood Community Church of the Nazarene, 2 Stonehaven Dr., in Kanata, Ontario.


Register online – go to [www.victoriasquiltsCanada.com](http://www.victoriasquiltsCanada.com) , and follow the link [Register for QAT 2010](#) from the Home page. Registration closes September 30, so reserve your space now. Places will be assigned on a first-come, first-served basis. More details are available on our website.

Please note there are a few changes this year:

- **Please bring your own lunch** (drinks and snacks will be provided during the day).
- Registration cost has been reduced to \$5.00
- We will be starting with tops that are already pieced. Therefore, there will be no machine piecing this year.
- Students 14 and over will be eligible for high school volunteer hours.

## Joanne's to Showcase New Fall Fashions

Joanne's of Westgate Mall will be presenting their new fall fashions at the Fashion Show, to be held on Saturday, October 30 at the Barrhaven United Church in Nepean. Desserts will be served at 1:00 p.m., and the show will start at 2:00 p.m. We will also hold a Silent Auction, where you will be able to bid on numerous gifts and collectibles. And, if you would like to donate a treasure to the auction, please contact Kathy Yach at 613-224-6835 or by e-mail at [cityviewky@rogers.com](mailto:cityviewky@rogers.com).



*(Quilt Question)*

1. Name 5 quilt blocks with a geographic place and "star" in the name.

A: \_\_\_\_\_  
 \_\_\_\_\_  
 \_\_\_\_\_

2. Where did Trapunto originate?

A: \_\_\_\_\_

3. What kind of quilt started with the 19<sup>th</sup>-century fad of inscribing fabric with poems, bible verses, or personal notes?

A: \_\_\_\_\_

## Keep it Clean, Please

Imagine – you got a kit, ironed the fabric, followed the pattern instructions to cut, sew, press the top, make the sandwich, quilt it, bind it, label it, wash it, dry it – and then, when you weren't looking, Bowser and Fluffy decided it was a nice place for a nap! Yikes! What to do? The quilt is now covered in fur! As the people who will be receiving our quilts are already dealing with serious health issues, they don't need the added issue of allergies to pet dander to deal with.

You can re-wash the quilt; you can put it in the dryer on the fluff cycle; you can swipe it with a sticky roller. All of these options mean more effort on your part, with varying levels of success.

The obvious solution is to prevent the problem in the first place. Once your quilt is washed and dried, put it in a bag so that Bowser and Fluffy can't ruin your efforts.

The same holds true for smokers – many people are allergic to smoke, and even airing out a quilt will not get rid of the smell. If there is a smoker in your house, please put the quilt in an air-tight sealed bag after you have washed it. This may preclude the need to re-wash it.

## We're In The News!

In three short years, the West Nipissing/Sturgeon Falls branch has made and distributed over 100 quilts. The 20 members, led by Bonnie Stewart, have been very productive.

The attached article recently appeared in the local paper.

Way to go, West Nipissing!





## Why we do what we do!

*There are as many different reasons that VQC volunteers dedicate their time and efforts as there are volunteers. But every once in a while, we hear of a story that sends shivers up our spines. Here is one such story, from June.*

*I just started helping with a Victoria's Quilts quilt-a-thon this past May in Nanton, Alberta. The story of how I found out about Victoria's Quilts, and how I got involved in helping, goes like this: I lost 2 brothers to cancer last spring. When my oldest brother, Bill, (who lived in Edmonton) was first diagnosed with cancer and started chemo., his wife's niece (living in New Brunswick) had a quilt sent to him. The note with it said it was compliments of a group called Victoria's Quilts and it was donated and sent (by request of this niece) to help keep him warm during chemo. treatments. I had never heard of the group before but was impressed and saw how much my brother used his quilt during those treatments... he was always chilled.*

*A few months later, a very close friend of mine, Fay, started chemo. for bowel cancer. I got online to Victoria's Quilts and had a quilt sent to her. She loved it, but best of all was the lady who delivered it. She actually came in and had tea with Fay and chatted for a while. Fay called, later that night, to thank me and tell me all about the visit. Fay had been having a "down day" and this woman's visit cheered her so much! She said, "I was so impressed that when I get better, I am going to help out with those folks. Even if I can't quilt, maybe they need people to deliver quilts. I would sure like to be able to do for someone else what was done for me." Well, sadly, she was not able to follow through with that pledge. Fay passed away last November.*

*But the amazing part: So...one day this past April, I was working in the south end of Calgary. I dropped in quickly to a Fabricland Store. I had one thing to pick up and was in a bit of a rush. I was trying to squeeze past a lady who was looking at a small quilt they had on display. As I was passing, she turned to me and asked if I knew if they sold the patterns for the quilt or were they just "advertising" their quilt fabric by showing what you could do with it, etc. I was going to just brush her off (due to my hurry) but she looked so kind and genuine, that I decided to at least reply. I told her I didn't know but quickly helped her look a bit. We started chatting and when we couldn't find a pattern anywhere, I told her I would try to see if I had one at home that was similar or if I could find a free one online for her. I asked her to give me her e-mail address and I would send it along, if I could find it. As she was writing down her address, she asked me if I quilted much, etc. She said she only sews a bit but is really involved with...you guessed it: Victoria's Quilts, Nanton Chapter! She was helping organize a "quilt-a-thon" on May 1st. in Nanton! She said they didn't have nearly enough people to help...would I be interested in coming for a few hours.*

*I swear, I could almost feel Fay there beside me. I had dinner guests coming that night but said I could go for part of the day, anyway. I live in Airdrie so it was a 1 hour and 20 min. highway drive each way. Fay may not have been able to carry through with her pledge of help, but I can do it for her. In a city of 1.2 million people, what are the chances that I would be at that store at that time and start up a conversation with that particular woman. I tell you I had goose bumps. When I went to Nanton, I wore a brooch that was the last gift Fay had given me. I had a wonderful time, the ladies I met were lovely and a cancer survivor, who had received a quilt herself, came to tell us how much she appreciated receiving it.*

*Anyway, I thought you might like to hear my story of how I got involved and thank you for the kindnesses you pass on.*

*Very sincerely,  
June*

*Thank you, June. Yours is, indeed, a very moving and inspiring story.*

*Here's an easy pattern to make a striking quilt.*

## **Bricks and Stepping-Stones!**

Size: approx. 51" x 72"

Adapted and reprinted with approval from Bonnie Hunter of [www.Quiltville.com](http://www.Quiltville.com)



*(This photo shows a quilt 60" x 75", with 16 columns across the quilt, and 2 borders. The following directions make a quilt about 51" x 72", with 14 columns across the quilt, and with 1 border.)*

# Bricks and Stepping-Stones!

Size: approx. 51" x 72"

Adapted and reprinted with approval from Bonnie Hunter of [www.Quiltville.com](http://www.Quiltville.com)

Note: For Bricks, choose medium to dark fabrics, but no black.  
For Stepping-Stones, choose light and black fabrics.  
For Border, choose a medium to dark complementary fabric; cut six 5-inch strips.

Cutting the bricks:

- You will need 98 bricks, 3 1/2" x 6 1/2"

Making the stepping-stones (need 98 4-patches):

- Cut ten 2-inch strips of light and ten 2-inch strips of black .
- Sew the light and dark fabric into strip sets and press the seam toward the darker fabric. Recut the strip sets into 2" segments across the seam. (Diagram 1)
- Following Diagram 2, join two segments together, to make a four-patch block. Make 98.

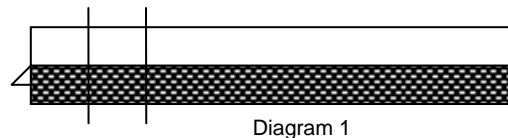


Diagram 1

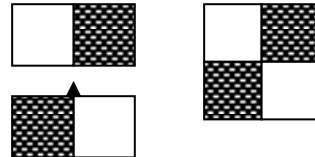


Diagram 2

- Sewing the block:

- Ensure the 4-patches have the black fabric running in the same direction.
- Sew each of the 98 4-patches to one short end of each of the bricks. Press seam toward the brick. You now have 98 "matchsticks", with the stepping-stone at the top.
- Divide the stack of 98 matchsticks in half, flipping one half the other way, so that the stepping-stones are at the bottom.
- Randomly sew two matchsticks together, and press the seam to one side.
- The block is not a square; it is a rectangle 6 1/2" x 9 1/2".

Sewing the quilt:

- Arrange the quilt into 7 rows of 7 blocks each. Sew the blocks into rows; press the seams in each row in alternate directions.
- Sew the rows together. Quilt centre should measure approx. 42" x 63".

Add the border:

- Sew the six 5" border strips into one long strip. Press seams to one side. Measure the quilt length through the middle and cut two border strips this length; sew to each side of the quilt centre. Press seam towards border. Measure the width of the quilt through the middle and cut two border strips that length; sew to top and bottom of quilt center.

Binding:

- Make binding in a matching or coordinating fabric.

Please refer typos, errors, questions to: Ulana Perovic at [ulana@bell.net](mailto:ulana@bell.net) ; (819) 827-0588

July 2010

## World's Easiest Quiz!

(Passing requires only 3 correct answers out of 10!)

- 1) How long did the Hundred Years' War last?
- 2) Which country makes Panama hats?
- 3) From which animal do we get cat gut?
- 4) In which month do Russians celebrate the October Revolution?
- 5) What is a camel's hair brush made of?
- 6) The Canary Islands in the Pacific are named after what animal?
- 7) What was King George VI's first name?
- 8) What color is a purple finch?
- 9) Where are Chinese gooseberries most frequently grown?
- 10) What is the color of the black box in a commercial airplane?
- 11) How long did the Thirty Years War last?

## Are you Average?


Fons and Porter included a survey in their May/June 2007 issue of *Love of Quilting* to find out about their readers and almost 12,000 people responded. While the following results may be (gulp!) three years old, the general findings could be just as valid today. The results are printed here with permission from F&P.

|   |  |  |
|---|--|--|
| <p>What is your skill level?</p> <p>Beginner 6%</p> <p>Intermediate 70%</p> <p>Advanced 24%</p>   | <p>Are you a member of any quilt guilds or clubs?</p> <p>Yes 50%</p> <p>No 50%</p>   | <p>How long have you been quilting?</p> <p>Less than one year 2%</p> <p>1-5 years 23%</p> <p>5-10 years 24%</p> <p>More than ten years 50%</p>   |
| <p>How many sewing machines do you own?</p> <p>1 20%</p> <p>2 33%</p> <p>3 22%</p> <p>4 10%</p> <p>5 6%</p> <p>6-9 7%</p> <p>10+ 1%</p> | <p>How many hours per week do you spend on quilting projects?</p> <p>Less than 1 hour 4%</p> <p>1-2 hours 13%</p> <p>3-5 hours 29%</p> <p>6-10 hours 28%</p> <p>11 hours or more 26%</p> | <p>Approximately how much do you typically spend on your average quilting projects?</p> <p>Less than \$50 10%</p> <p>\$50 - 99 37%</p> <p>\$100 - 199 34%</p> <p>\$200 - 299 14%</p> <p>\$300 or more 5%</p> |
| <p>Do you hand or machine appliqué?</p> <p>Hand 30%</p> <p>Machine 16%</p> <p>Both 38%</p> <p>Neither 16%</p>                           | <p>What is your age group?</p> <p>25 - 34 1%</p> <p>35 - 44 2%</p> <p>45 - 54 22%</p> <p>55 - 64 41%</p> <p>65 - 74 27%</p> <p>75+ 7%</p>  | <p>How many quilting projects have you worked on in the past 12 months?</p> <p>1-2 6%</p> <p>3-5 32%</p> <p>6-10 36%</p> <p>More than 10 26%</p>   |

## World's Easiest Quiz!

*Answers:*

- 1) 116 years, from 1337 to 1453.
- 2) Ecuador. "Panama" hats have been made for more than 300 years by craftsmen from small Ecuadorian villages. In more recent years, they are also made in Hawaii (US), Costa Rica, and other parts of the world.
- 3) Typically from sheep and horses, not cats; but there are also other animal sources.
- 4) November. The Russian calendar is 13 days behind ours.
- 5) Camel hair brush can be made of ox, goat, pony, or any variety of other natural animal, but the most common and most recognised, is squirrel. Camel is the name of the person who invented the Camel hair brush.
- 6) The Latin name was Insularia Canaria - Island of the Dogs.
- 7) Albert. When he came to the throne in 1936 he respected the wish of Queen Victoria that no future king should ever be called Albert.
- 8) Crimson
- 9) New Zealand, the U.S., Europe, and Chile. Chinese Gooseberries are native to China but are now grown commercially in other countries. In Chile, these fruits were initially called Chinese Gooseberries, but they are now more widely known as kiwis, which comes from the kiwi bird, the national bird of New Zealand.
- 10) Orange
- 11) Thirty years, of course, from 1618 to 1648.



### Quilt Question

*Answers:*

1. Ohio Star, Chicago Star, Green Mountain Star, Kansas City Star, Key West Star, Texas Star
2. Italy
3. Signature Quilts